

STEAM


Secret Hideout Klt

Objectives:

Problem solving, learning construction terminology, engineering.

Supplies from home

- scissors
- pen or pencil
- a light cardboard box, such as a cereal box or a cracker box.
- scraps of cardboard/chipboard/cardstock
- tape
- glue
- paper
- markers



FIND A CARDBOARD BOX



MEASURE 2 RECTANGLES OF THE SAME SIZE



FIND THE MIDDLE OF EACH




CUT A SLIT HALFWAY UP IN THE MIDDLE OF EACH RECTANGLE.




SLIDE THE PIECES TOGETHER TO MAKE AN X


TAKE THE PIECES APART TO DECORATE



GLUE ON PAPER IF YOU WANT.



CUT DOORWAYS



COLOR THE DIFFERENT ROOMS

PUT BACK TOGETHER ONCE YOU HAVE ALL YOUR ROOMS COLORED.



WANT MORE? ADD A SECOND STORY, ADD A TRAP, DOOR AND A SET OF STAIRS. THE CREATIVE OPTIONS ARE ENDLESS AND FUN!

Parents, this is an open ended project. Let their imaginations run wild!