

STEAM


Kinetic Pop Up Card

Learning Opportunities include:

- Understanding the definition of kinetic art-art that shows motion
- Creating a Kinetic piece of art through paper engineering
- Bird Facts

Supplies

- 2 papers
- scissors
- pencil
- markers
- glue




FOLD THE FIRST PIECE OF PAPER IN HALF. CREASE WELL.



CUT A ONE INCH SLIT ON THE CREASE.



FOLD BACK THE TRIANGLES LIKE AN OPENING TO A TENT.



OPEN THE CARD AND PUSH THE TRIANGLES TO THE INSIDE TO CREATE THE BEAK



WHEN FOLDED, THE OUTSIDE OF THE CARD SHOULD LOOK LIKE THIS.



DRAW THE BIRD WITH A CIRCLE. ADD A BACKWARD "B" FOR THE TOP FEATHERS, A "W" FOR THE TAIL, AN "8" FOR EYES AND A "V" FOR THE EYEBROWS. COLOR.




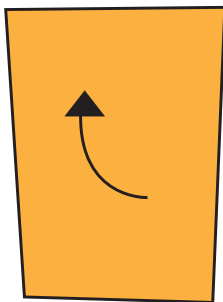


GLUE THE BIRD DRAWING TO THE SECOND PIECE OF PAPER



ENJOY YOUR ANGRY BIRD BY OPENING AND CLOSING THE CARD.

HOW TO DRAW A CARTOON BIRD



Meat-eater



Seed-eater



Fruit-and nut-eater



Nectar-feeder



Fish-eater

ACCORDING TO DKFINDOUT.COM, BIRDS HAVE DIFFERENT BEAKS FOR SPECIFIC REASONS. WHICH BEAK LOOKS LIKE THE ANGRY BIRD BEAK?

Bird Facts:

- Birds have feathers, wings, lay eggs and are warm blooded.
 - There are around 10000 different species of birds worldwide.
 - The Ostrich is the largest bird in the world....
 - Scientists believe that birds evolved from theropod dinosaurs.
 - Birds have hollow bones which help them fly.
- sciencekids.co.nz

